

Good characters

Evil characters

Title \_\_\_\_\_

Author \_\_\_\_\_

Illustrator \_\_\_\_\_

Story square created by:

Happy endings

Magical happenings

**Directions:**

1. Cut out the large story square.
2. Fold each of the four triangles on the line. Make sure you fold them so the words are on the outside!
3. Draw a picture or write on each flap for the four things that are in a fairy tale.
4. Inside the square (under the four flaps) write about and draw your favorite part of the story!

**Main Character**

**Settings**

Title \_\_\_\_\_  
Author \_\_\_\_\_  
Illustrator \_\_\_\_\_

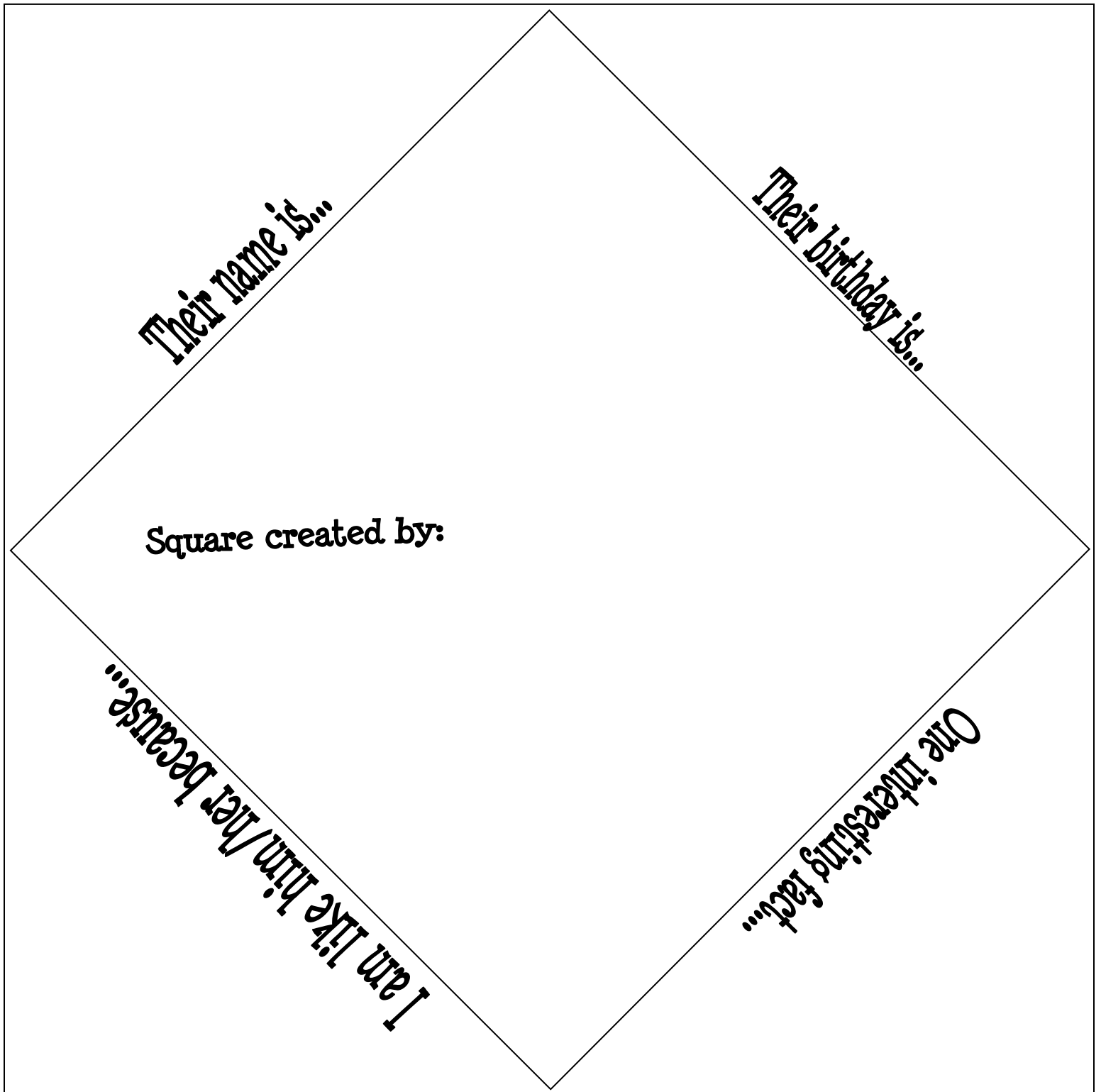
Story square created by:

**Solution**

**Problem**

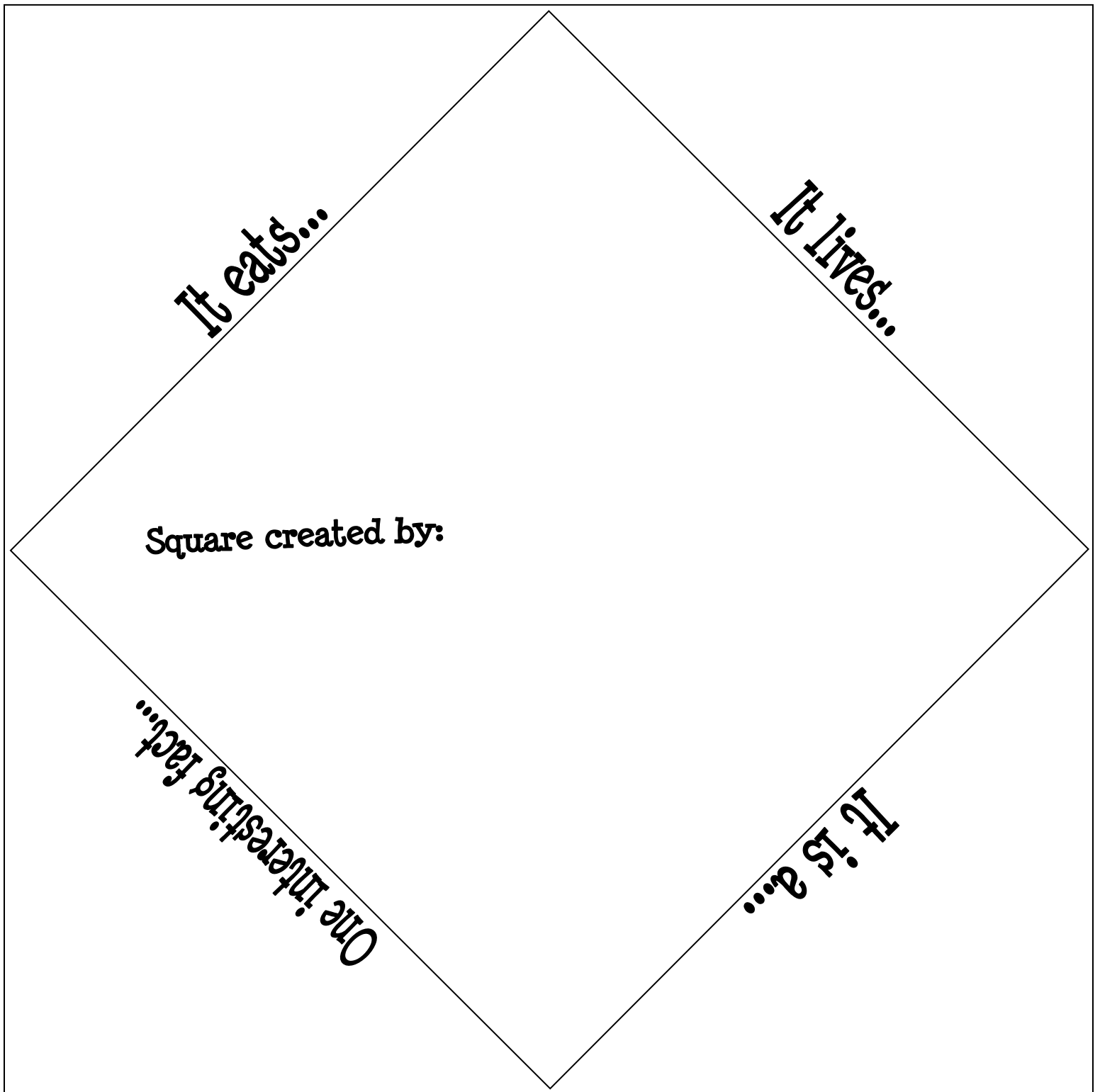
**Directions:**

1. Cut out the large story square.
2. Fold each of the four triangles on the line. Make sure you fold them so the words are on the outside!
3. Draw a picture or write on each flap for the four parts of your book report.
4. Inside the square (under the four flaps) write about and draw your favorite part of the story!




**Directions:**

1. Cut out the large square.
2. Fold each of the four triangles on the line. Make sure you fold them so the words are on the outside!
3. Draw a picture or write on each flap for the four questions about your person.
4. Inside the square (under the four flaps) draw a picture of your person and write about why they are famous.



**Directions:**

1. Cut out the large square.
2. Fold each of the four triangles on the line. Make sure you fold them so the words are on the outside!
3. Draw a picture or write on each flap for the four questions about your animal.
4. Inside the square (under the four flaps) draw a picture of your animal. Write if it is a bird, fish, reptile, amphibian, or mammal.



**Square created by:**

**Directions:**

1. Cut out the large square.
2. Fold each of the four triangles on the line. Make sure you fold them so the words are on the outside!
3. Draw a picture or write on each flap that goes with the word on the flap.
4. Listen to your teacher's directions for the inside of the square- underneath the 4 flaps!