

5.2

26

Represent Functions as Graphs

Graph the function

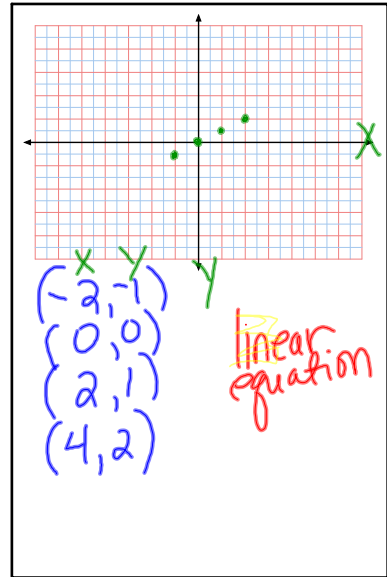
$y = \frac{1}{2}x$

with the domain: $\{-2, 0, 2, 4\}$

X	-2	0	2	4
Y	-1	0	1	2

$y = \frac{1}{2} \cdot -2 = -1$
 $y = \frac{1}{2} \cdot 0 = 0$
 $y = \frac{1}{2} \cdot 2 = 1$
 $y = \frac{1}{2} \cdot 4 = 2$

Dec 1-11:36 PM



Dec 1-11:24 PM

Graph the function

$y = 2x - 5$

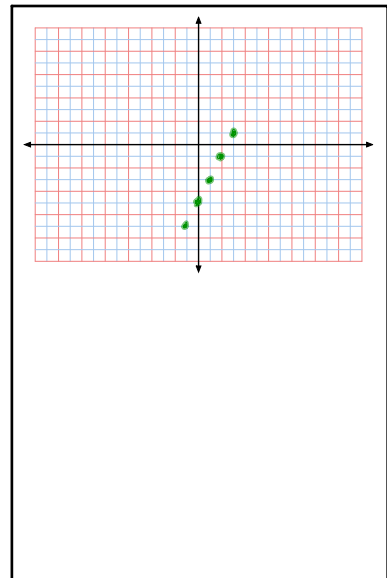
Domain: $\{-1, 0, 1, 2, 3\}$

Identify the range:

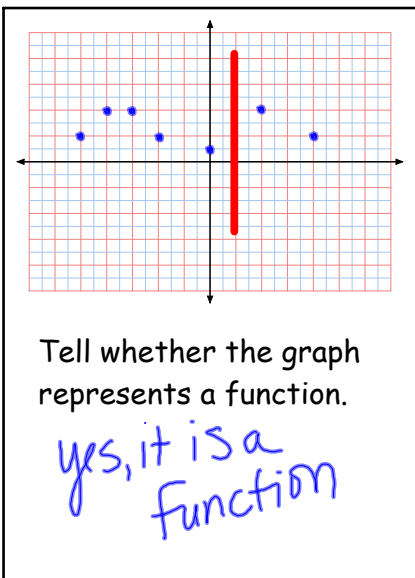
X	Y	
-1	-7	$2 \cdot -1 - 5$
0	-5	$2 \cdot 0 - 5$
1	-3	$2 \cdot 1 - 5$
2	-1	$2 \cdot 2 - 5$
3	1	$2 \cdot 3 - 5$

Range: $\{-7, -5, -3, -1, 1\}$

Dec 1-11:42 PM



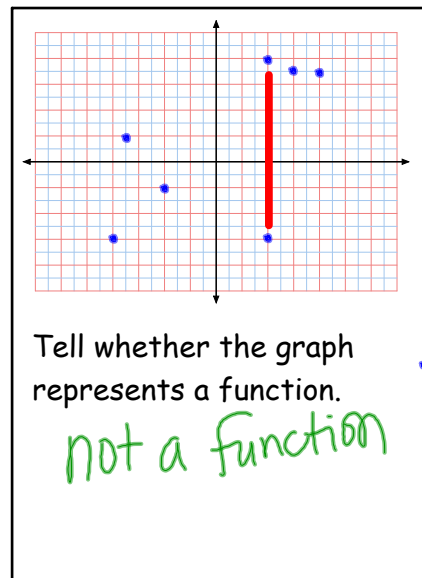
Dec 1-11:43 PM



Tell whether the graph represents a function.

yes, it is a function

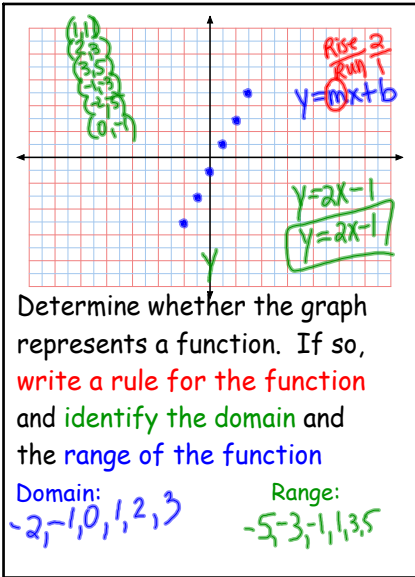
Dec 1-11:25 PM



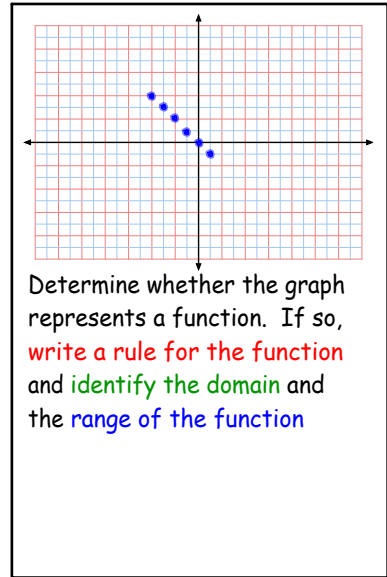
Tell whether the graph represents a function.

not a function

Dec 1-11:28 PM



Dec 1-11:30 PM



Dec 1-11:33 PM

Assignment:
WB 5.2 1-16 (3 pages)

Dec 1-11:40 PM

Oct 21-10:12 PM