

# Syllable Word

Before your child can learn to read, he or she needs to understand the connection between words we say and what is printed. Below are three activities that you can do with your child that will help with this skill.

1. When reading a book or story to your child, read a phrase or sentence and help your child clap out syllables in words. Children participate in a series of activities that help them realize that words are made up of syllables.

- a. Syllable Clap

Talk with your child about why knowing about syllables can help them when they read and write. Ask them to clap with you as you say these words:

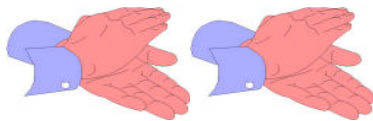
sunshine	calendar
vacation	delicious
dinner	astronaut
alphabet	communication
school	wonderful
merry-go-round	television

- b. Syllable Count

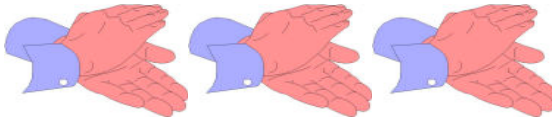
Have children clap for each syllable you say. Begin with two or three syllable words and build up to longer words with more syllables:

airplane	air	plane	2			
table	ta	ble	2			
porcupine	por	c u	pine	3		
communication	com	mun	i	ca	tion	5

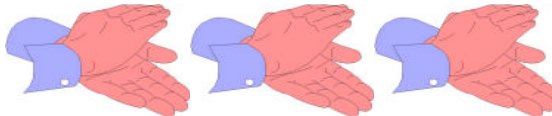
piz-za



to-mor-row



yes-ter-day



2. Go through some photographs and ask your child for a sentence that describes the photo. Write the sentence down (i.e. "That's me going down the slide."). Together, count the words in the sentence and write the number beside the sentence.
3. As you are reading to your child please point to each word.