
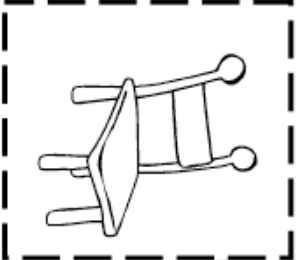
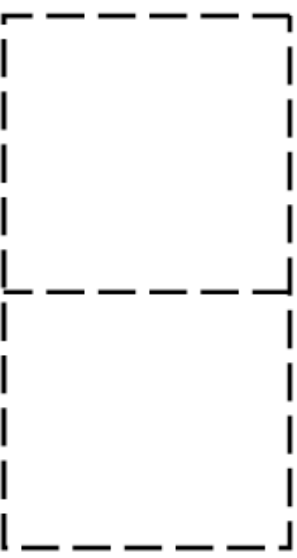
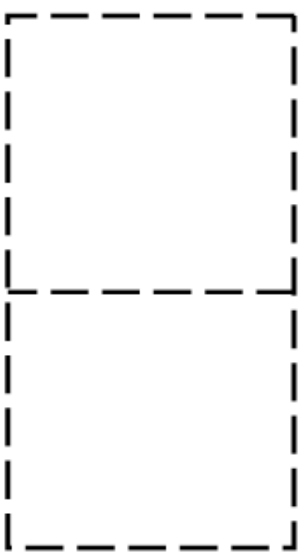
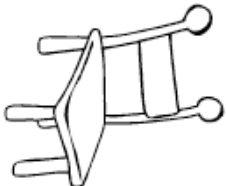
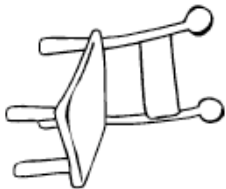

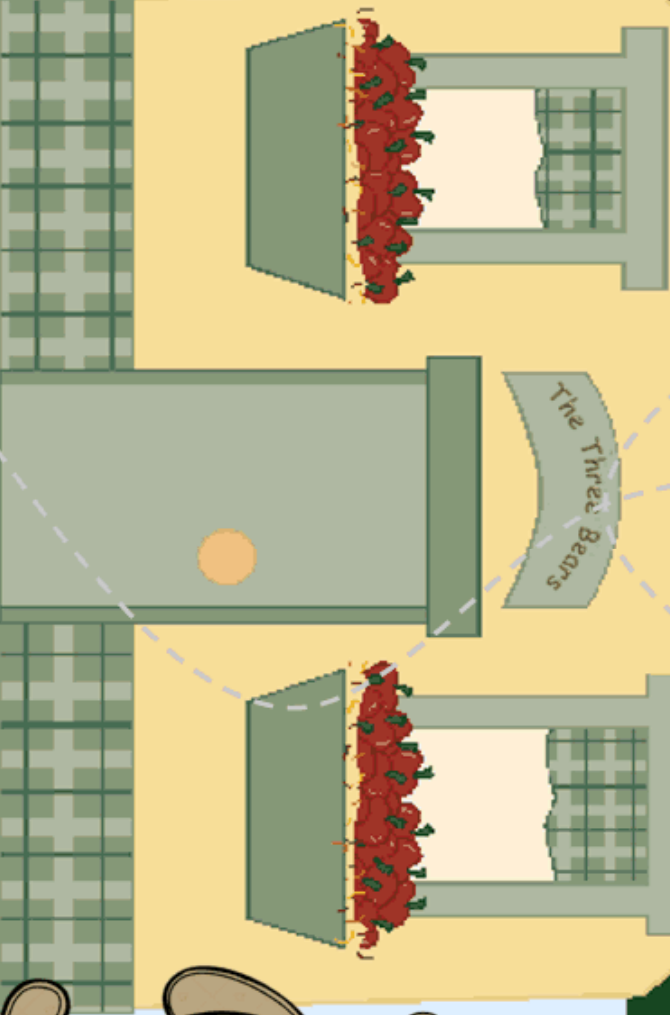

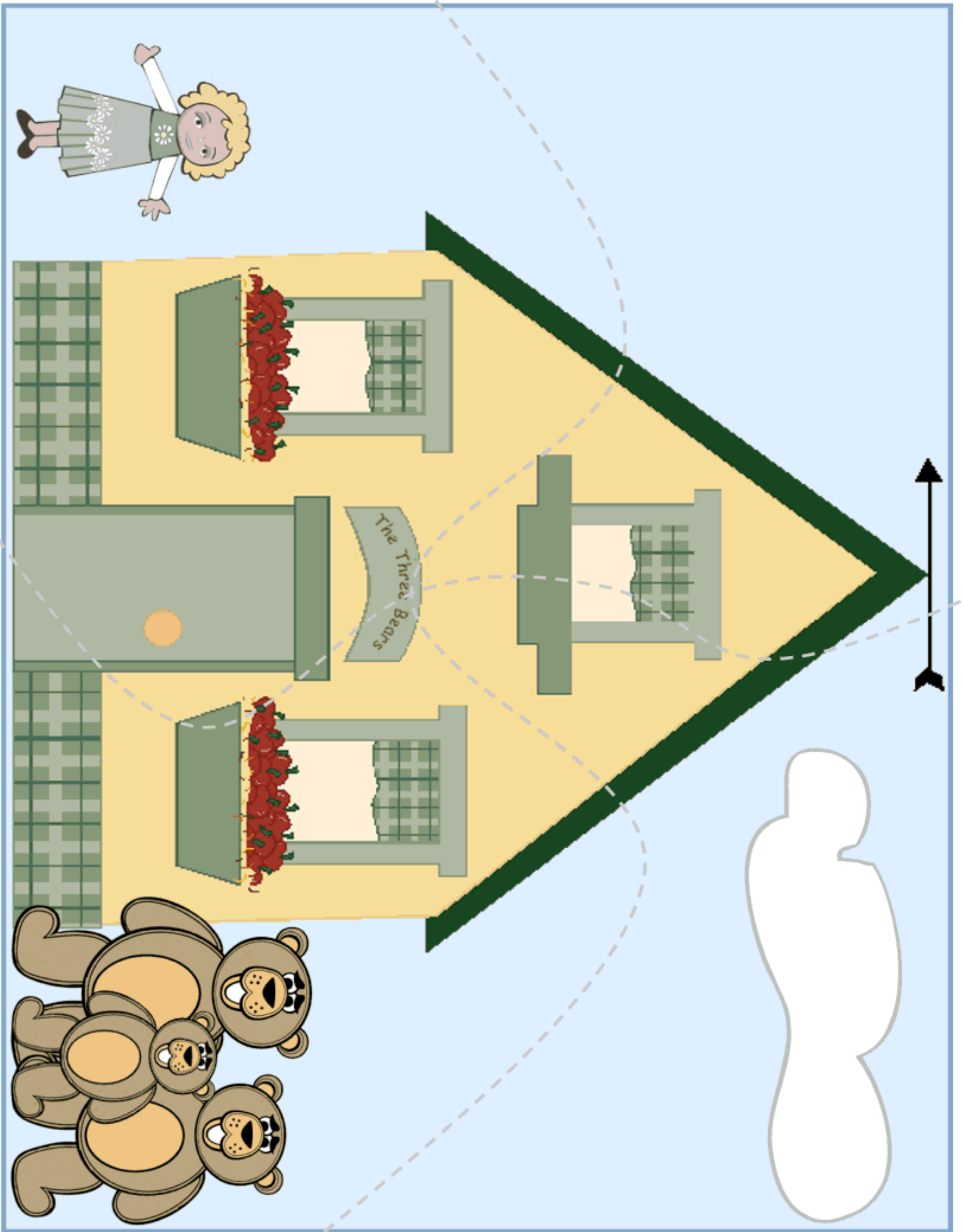


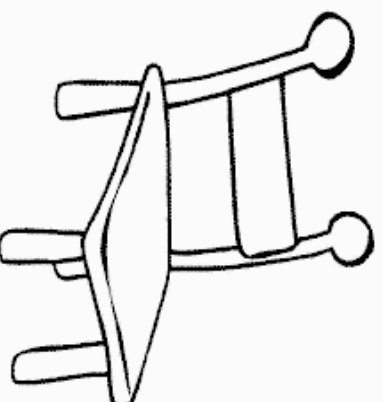
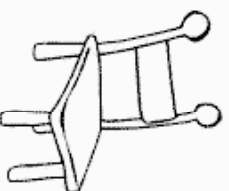
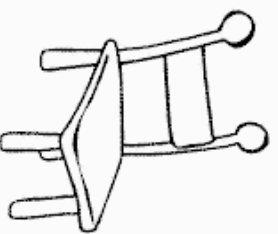
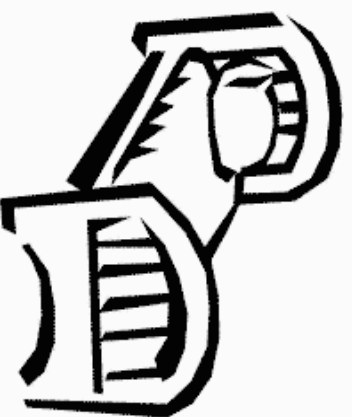
Goldilocks and The Three Bears - Pattern Activity



Educator: Purpose - To develop math skills by recognizing and completing simple patterns. All math concepts and numbers follow patterns. Have the child point to and name each pattern aloud: "bear, goldilocks, bear, goldilocks, bear,". Cut the stickers and ask child to pick out the stickers that complete the pattern.




Goldilocks and The Three Bears - Sizing Activity




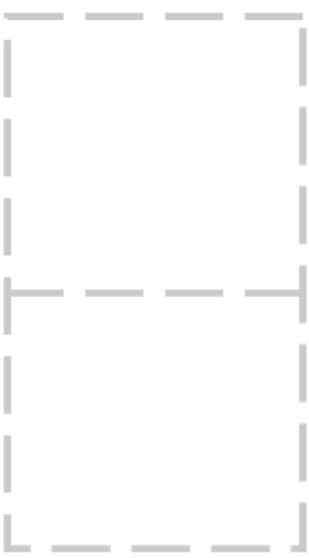
Educator: The purpose is to compare sizes to develop reasoning skills. Cut cards along dotted lines. Lay out the the images of the bowls. Pick two cards and ask - Which bowl is bigger? Which bowl is smaller? Then have child look at the three bowls and pick out the biggest and the smallest. Have child arrange the bowls in order from the smallest to the biggest. Repeat the exercises with the bed and chairs. Match game: Make an additional copy to play a match game. Place cards face down, lift two up cards until child can match two that are the same.

Goldilocks and The Three Bears - Sizing Activity



Educator: The purpose is to compare sizes to develop reasoning skills. Cut cards along dotted lines. Lay out the the images of the bowls. Pick two cards and ask - Which bowl is bigger? Which bowl is smaller? Then have child look at the three bowls and pick out the biggest and the smallest. Have child arrange the bowls in order from the smallest to the biggest. Repeat the exercises with the bed and chairs. Match game: Make an additional copy to play a match game. Place cards face down, lift two up cards until child can match two that are the same.

Goldilocks and The Three Bears - Pattern Activity



Educator: Purpose - To develop math skills by recognizing and completing simple patterns. All math concepts and numbers follow patterns. Have the child point to and name each pattern aloud: "bear, goldilocks, bear, goldilocks, bear,". Cut the stickers and ask child to pick out the stickers that complete the pattern.