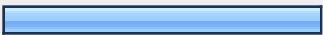









# Rockport Community Connection Survey





**1. Develop a program that systematically addresses any lack of sensitivity regarding gays, lesbians, race or gender issues.**

		Response Percent	Response Count
Important		48.7%	130
Less Important		31.8%	85
Not Important		13.5%	36
I do not know		6.0%	16
		<b>answered question</b>	<b>267</b>
		<b>skipped question</b>	<b>8</b>


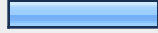


**2. Broaden the community service program which is currently required of high school students to include middle and upper elementary school students.**

		Response Percent	Response Count
Important		50.7%	138
Less Important		36.8%	100
Not Important		9.9%	27
I do not know		2.6%	7
		<b>answered question</b>	<b>272</b>
		<b>skipped question</b>	<b>3</b>





**3. Expand community service activities to include working alongside Town Employees in Town Hall and DPW in secretarial roles, beach cleaning, taking minutes, clearing the Atlantic path, etc.**

		Response Percent	Response Count
Important		49.6%	134
Less Important		36.3%	98
Not Important		11.9%	32
I do not know		2.2%	6
		<b><i>answered question</i></b>	<b>270</b>
		<b><i>skipped question</i></b>	<b>5</b>


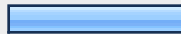


**4. Publish School Goals on the Website**

		Response Percent	Response Count
Important		72.4%	194
Less Important		22.8%	61
Not Important		3.0%	8
I do not know		1.9%	5
		<b><i>answered question</i></b>	<b>268</b>
		<b><i>skipped question</i></b>	<b>7</b>





**5. Involve Rockport students in informing townspeople via a periodically distributed e-newsletter, maintaining the school website and providing weekly information in local news publications**

		Response Percent	Response Count
Important		55.4%	148
Less Important		36.3%	97
Not Important		7.5%	20
I do not know		0.7%	2
		<b><i>answered question</i></b>	<b>267</b>
		<b><i>skipped question</i></b>	<b>8</b>


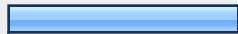


**6. Publish the agenda and actions of school councils on the school website**





		Response Percent	Response Count
Important		69.4%	186
Less Important		26.5%	71
Not Important		2.6%	7
I do not know		1.5%	4
		<b><i>answered question</i></b>	<b>268</b>
		<b><i>skipped question</i></b>	<b>7</b>





**7. Publish the budget online, and well before the town warrant is published, including all fees paid by parents, contributions made by supporting groups and other income.**





		Response Percent	Response Count
Important		80.9%	216
Less Important		15.7%	42
Not Important		1.9%	5
I do not know		1.5%	4
		<b><i>answered question</i></b>	<b>267</b>
		<b><i>skipped question</i></b>	<b>8</b>





**8. Publish the schools' curriculum documents on the website and in print for the review of residents**





		Response Percent	Response Count
Important		58.6%	156
Less Important		35.0%	93
Not Important		5.3%	14
I do not know		1.1%	3
		<b><i>answered question</i></b>	<b>266</b>
		<b><i>skipped question</i></b>	<b>9</b>





9. Provide enrollment projections on the website			
		Response Percent	Response Count
Important		36.8%	98
<b>Less Important</b>		<b>51.9%</b>	<b>138</b>
Not Important		8.6%	23
I do not know		2.6%	7
		<i>answered question</i>	<b>266</b>
		<i>skipped question</i>	<b>9</b>





10. Increase the frequency and scope of student publications			
		Response Percent	Response Count
Important		38.0%	101
<b>Less Important</b>		<b>46.2%</b>	<b>123</b>
Not Important		7.1%	19
I do not know		8.6%	23
		<i>answered question</i>	<b>266</b>
		<i>skipped question</i>	<b>9</b>





11. Expand the school "open houses" and other programs to include the community at large (not just parents.)			
		Response Percent	Response Count
Important		33.6%	89
<b>Less Important</b>		<b>49.4%</b>	<b>131</b>
Not Important		15.8%	42
I do not know		1.1%	3
		<i>answered question</i>	<b>265</b>
		<i>skipped question</i>	<b>10</b>





12. Provide a forum for contact between the general public and school administration.			
		Response Percent	Response Count
<b>Important</b>		<b>57.3%</b>	<b>150</b>
Less Important		35.9%	94
Not Important		3.4%	9
I do not know		3.4%	9
		<i>answered question</i>	<b>262</b>
		<i>skipped question</i>	<b>13</b>





<b>13. Expand outreach of Superintendent and School Committee to Rotary, League of Women Voters , etc</b>			
		<b>Response Percent</b>	<b>Response Count</b>
Important		38.7%	103
<b>Less Important</b>		<b>48.1%</b>	<b>128</b>
Not Important		6.8%	18
I do not know		6.4%	17
		<b><i>answered question</i></b>	<b>266</b>
		<b><i>skipped question</i></b>	<b>9</b>





<b>14. Restore programs that have been cut but on a priority basis</b>			
		<b>Response Percent</b>	<b>Response Count</b>
<b>Important</b>		<b>80.7%</b>	<b>217</b>
Less Important		8.6%	23
Not Important		1.5%	4
I do not know		9.3%	25
		<b><i>answered question</i></b>	<b>269</b>
		<b><i>skipped question</i></b>	<b>6</b>





15. Provide more balance in middle school elective offerings. (not just art, drama, music)			
		Response Percent	Response Count
Important		66.7%	174
Less Important		19.9%	52
Not Important		2.3%	6
I do not know		11.1%	29
		<b>answered question</b>	<b>261</b>
		<b>skipped question</b>	<b>14</b>





16. Provide more balance in high school elective offerings. (not just art, drama, music)			
		Response Percent	Response Count
Important		75.2%	200
Less Important		14.3%	38
Not Important		1.1%	3
I do not know		9.4%	25
		<b>answered question</b>	<b>266</b>
		<b>skipped question</b>	<b>9</b>





17. Expand foreign language instruction to include the early grades of the Rockport Elementary School.			
		Response Percent	Response Count
Important		65.7%	176
Less Important		25.0%	67
Not Important		6.7%	18
I do not know		2.6%	7
		<i>answered question</i>	<b>268</b>
		<i>skipped question</i>	<b>7</b>





18. Explore further application for multi-age instructional groupings beyond their present use at grade 1-2 and 4-5.			
		Response Percent	Response Count
Important		30.5%	81
Less Important		37.2%	99
Not Important		16.2%	43
I do not know		16.2%	43
		<i>answered question</i>	<b>266</b>
		<i>skipped question</i>	<b>9</b>





<b>19. Update and expand instructional technology in the classroom</b>				
			<b>Response Percent</b>	<b>Response Count</b>
<b>Important</b>		<b>70.5%</b>	<b>186</b>	
Less Important		16.7%	44	
Not Important		3.8%	10	
I do not know		9.1%	24	
			<b><i>answered question</i></b>	<b>264</b>
			<b><i>skipped question</i></b>	<b>11</b>





<b>20. Improve any computer labs that have outdated equipment.</b>				
			<b>Response Percent</b>	<b>Response Count</b>
<b>Important</b>		<b>84.7%</b>	<b>227</b>	
Less Important		10.1%	27	
Not Important		3.0%	8	
I do not know		2.2%	6	
			<b><i>answered question</i></b>	<b>268</b>
			<b><i>skipped question</i></b>	<b>7</b>





<b>21. Provide innovative and/or cross disciplinary experiences at the high school (such as "artist in residence")</b>			
		<b>Response Percent</b>	<b>Response Count</b>
<b>Important</b>		<b>58.6%</b>	<b>157</b>
Less Important		28.4%	76
Not Important		4.1%	11
I do not know		9.0%	24
		<b><i>answered question</i></b>	<b>268</b>
		<b><i>skipped question</i></b>	<b>7</b>





<b>22. Seek useful student input on the quality of their classroom experience</b>			
		<b>Response Percent</b>	<b>Response Count</b>
<b>Important</b>		<b>84.6%</b>	<b>225</b>
Less Important		12.4%	33
Not Important		0.8%	2
I do not know		2.3%	6
		<b><i>answered question</i></b>	<b>266</b>
		<b><i>skipped question</i></b>	<b>9</b>





23. Create a program in life skill education to include personal finance skills			
		Response Percent	Response Count
Important		79.4%	212
Less Important		16.9%	45
Not Important		3.0%	8
I do not know		0.7%	2
		<b>answered question</b>	<b>267</b>
		<b>skipped question</b>	<b>8</b>

24. Expand and integrate technology with math and science instruction			
		Response Percent	Response Count
Important		82.1%	220
Less Important		13.8%	37
Not Important		0.7%	2
I do not know		3.4%	9
		<b>answered question</b>	<b>268</b>
		<b>skipped question</b>	<b>7</b>

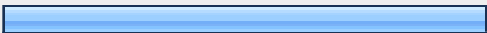


<b>25. Emphasize the arts in the curriculum</b>			
		<b>Response Percent</b>	<b>Response Count</b>
<b>Important</b>		<b>68.9%</b>	<b>184</b>
Less Important		26.6%	71
Not Important		2.2%	6
I do not know		2.2%	6
		<b><i>answered question</i></b>	<b>267</b>
		<b><i>skipped question</i></b>	<b>8</b>

<b>26. Strengthen Advanced Placement and honors instruction at the high school</b>			
		<b>Response Percent</b>	<b>Response Count</b>
<b>Important</b>		<b>78.8%</b>	<b>208</b>
Less Important		14.4%	38
Not Important		0.4%	1
I do not know		6.4%	17
		<b><i>answered question</i></b>	<b>264</b>
		<b><i>skipped question</i></b>	<b>11</b>





27. Expand resources for social and emotional support in the high and middle schools				
			Response Percent	Response Count
Important		64.0%	169	
Less Important		22.7%	60	
Not Important		2.7%	7	
I do not know		10.6%	28	
			<b><i>answered question</i></b>	<b>264</b>
			<b><i>skipped question</i></b>	<b>11</b>





28. Expand curriculum coordination to create a more challenging experience across all levels				
			Response Percent	Response Count
Important		80.0%	212	
Less Important		12.8%	34	
Not Important		1.1%	3	
I do not know		6.0%	16	
			<b><i>answered question</i></b>	<b>265</b>
			<b><i>skipped question</i></b>	<b>10</b>





**29. Schedule promptly meetings to address the learning needs of children and assure the flow on information from one grade to the next**





		Response Percent	Response Count
Important		74.4%	198
Less Important		15.4%	41
Not Important		0.0%	0
I do not know		10.2%	27
		<i>answered question</i>	<b>266</b>
		<i>skipped question</i>	<b>9</b>





**30. Address the attractiveness of school programs to those who may leave our schools and to those who may wish to come here**




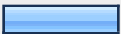
		Response Percent	Response Count
Important		53.8%	143
Less Important		32.0%	85
Not Important		3.0%	8
I do not know		11.3%	30
		<i>answered question</i>	<b>266</b>
		<i>skipped question</i>	<b>9</b>





<b>31. Upgrade school maintenance department's equipment</b>			
		<b>Response Percent</b>	<b>Response Count</b>
Important		34.0%	88
<b>Less Important</b>		<b>42.9%</b>	<b>111</b>
Not Important		1.5%	4
I do not know		21.6%	56
		<b><i>answered question</i></b>	<b>259</b>
		<b><i>skipped question</i></b>	<b>16</b>

<b>32. Provide greater rigor in the math and science experience at all levels</b>			
		<b>Response Percent</b>	<b>Response Count</b>
<b>Important</b>		<b>81.0%</b>	<b>213</b>
Less Important		9.1%	24
Not Important		1.1%	3
I do not know		8.7%	23
		<b><i>answered question</i></b>	<b>263</b>
		<b><i>skipped question</i></b>	<b>12</b>





<b>33. Prevent large class sizes in middle school electives</b>			
		<b>Response Percent</b>	<b>Response Count</b>
<b>Important</b>		<b>52.5%</b>	<b>138</b>
Less Important		34.6%	91
Not Important		3.8%	10
I do not know		9.1%	24
		<b><i>answered question</i></b>	<b>263</b>
		<b><i>skipped question</i></b>	<b>12</b>

<b>34. Provide a more relevant program for students who may not aspire to a four year college education</b>			
		<b>Response Percent</b>	<b>Response Count</b>
<b>Important</b>		<b>61.5%</b>	<b>163</b>
Less Important		27.5%	73
Not Important		3.4%	9
I do not know		7.5%	20
		<b><i>answered question</i></b>	<b>265</b>
		<b><i>skipped question</i></b>	<b>10</b>





<b>35. Provide greater investment in curriculum leadership at all levels of the system</b>			
		<b>Response Percent</b>	<b>Response Count</b>
<b>Important</b>		<b>56.5%</b>	<b>148</b>
Less Important		24.0%	63
Not Important		1.9%	5
I do not know		17.6%	46
		<b><i>answered question</i></b>	<b>262</b>
		<b><i>skipped question</i></b>	<b>13</b>





<b>36. Reinstate Superintendent of School's drop-in hours</b>			
		<b>Response Percent</b>	<b>Response Count</b>
Important		29.7%	78
<b>Less Important</b>		<b>47.1%</b>	<b>124</b>
Not Important		5.3%	14
I do not know		17.9%	47
		<b><i>answered question</i></b>	<b>263</b>
		<b><i>skipped question</i></b>	<b>12</b>





**37. Regionalize the Rockport Schools with another/other school district(s) to provide efficiency in the utilization of staff/facilities.**





		Response Percent	Response Count
Important		23.5%	61
Less Important		24.2%	63
<b>Not Important</b>		<b>34.6%</b>	<b>90</b>
I do not know		17.7%	46
		<i>answered question</i>	<b>260</b>
		<i>skipped question</i>	<b>15</b>





**38. Provide leadership training opportunities, which are interpreted to the public, for school and curriculum leaders**





		Response Percent	Response Count
<b>Important</b>		<b>36.5%</b>	<b>97</b>
Less Important		32.3%	86
Not Important		10.5%	28
I do not know		20.7%	55
		<i>answered question</i>	<b>266</b>
		<i>skipped question</i>	<b>9</b>





<b>39. Include schools in a town-wide facility survey</b>			
		<b>Response Percent</b>	<b>Response Count</b>
<b>Important</b>		<b>51.3%</b>	<b>134</b>
Less Important		28.4%	74
Not Important		5.0%	13
I do not know		15.3%	40
		<b><i>answered question</i></b>	<b>261</b>
		<b><i>skipped question</i></b>	<b>14</b>





<b>40. Increase the investment in recruiting new high calibre teachers</b>			
		<b>Response Percent</b>	<b>Response Count</b>
<b>Important</b>		<b>76.9%</b>	<b>206</b>
Less Important		11.6%	31
Not Important		3.7%	10
I do not know		7.8%	21
		<b><i>answered question</i></b>	<b>268</b>
		<b><i>skipped question</i></b>	<b>7</b>





41. Educate the public about the supervision, assessment and development of new teaching staff			
		Response Percent	Response Count
Important		42.1%	110
Less Important		42.5%	111
Not Important		5.7%	15
I do not know		9.6%	25
		<b>answered question</b>	<b>261</b>
		<b>skipped question</b>	<b>14</b>





42. Provide incentives to higher performing teachers			
		Response Percent	Response Count
Important		65.3%	173
Less Important		21.1%	56
Not Important		7.5%	20
I do not know		6.0%	16
		<b>answered question</b>	<b>265</b>
		<b>skipped question</b>	<b>10</b>





<b>43. Communicate to the public the nature of the working relationship between the teacher union and administration</b>			
		<b>Response Percent</b>	<b>Response Count</b>
Important		39.8%	105
<b>Less Important</b>		<b>40.9%</b>	<b>108</b>
Not Important		11.7%	31
I do not know		7.6%	20
		<b><i>answered question</i></b>	<b>264</b>
		<b><i>skipped question</i></b>	<b>11</b>





<b>44. Increase resources for teacher supervision and evaluation</b>			
		<b>Response Percent</b>	<b>Response Count</b>
<b>Important</b>		<b>59.5%</b>	<b>157</b>
Less Important		22.7%	60
Not Important		4.5%	12
I do not know		13.3%	35
		<b><i>answered question</i></b>	<b>264</b>
		<b><i>skipped question</i></b>	<b>11</b>





<b>45. Initiate a mentor (counseling) program to inspire greater achievement and aspiration to better colleges</b>			
		<b>Response Percent</b>	<b>Response Count</b>
<b>Important</b>		<b>71.2%</b>	<b>188</b>
Less Important		22.3%	59
Not Important		3.0%	8
I do not know		3.4%	9
		<b><i>answered question</i></b>	<b>264</b>
		<b><i>skipped question</i></b>	<b>11</b>





<b>46. Identify and dismiss underperforming teachers</b>			
		<b>Response Percent</b>	<b>Response Count</b>
<b>Important</b>		<b>90.5%</b>	<b>239</b>
Less Important		3.8%	10
Not Important		0.8%	2
I do not know		4.9%	13
		<b><i>answered question</i></b>	<b>264</b>
		<b><i>skipped question</i></b>	<b>11</b>





<b>47. Educate public regarding the Guidance Department's goals and curriculum</b>			
		<b>Response Percent</b>	<b>Response Count</b>
<b>Important</b>		<b>50.0%</b>	<b>132</b>
Less Important		38.6%	102
Not Important		6.4%	17
I do not know		4.9%	13
		<b><i>answered question</i></b>	<b>264</b>
		<b><i>skipped question</i></b>	<b>11</b>

<b>48. Orient the public to the proper role of MCAS results in measuring educational performance</b>			
		<b>Response Percent</b>	<b>Response Count</b>
<b>Important</b>		<b>44.4%</b>	<b>116</b>
Less Important		43.7%	114
Not Important		6.5%	17
I do not know		5.4%	14
		<b><i>answered question</i></b>	<b>261</b>
		<b><i>skipped question</i></b>	<b>14</b>





<b>49. Educate the community to the scope and depth of the educational needs and expectations of students</b>			
		<b>Response Percent</b>	<b>Response Count</b>
<b>Important</b>		<b>51.9%</b>	<b>138</b>
Less Important		37.6%	100
Not Important		4.5%	12
I do not know		6.0%	16
		<b><i>answered question</i></b>	<b>266</b>
		<b><i>skipped question</i></b>	<b>9</b>

<b>50. Raise expectations of students, teachers and administration.</b>			
		<b>Response Percent</b>	<b>Response Count</b>
<b>Important</b>		<b>88.0%</b>	<b>234</b>
Less Important		5.3%	14
Not Important		0.8%	2
I do not know		6.0%	16
		<b><i>answered question</i></b>	<b>266</b>
		<b><i>skipped question</i></b>	<b>9</b>


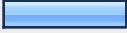


<b>51. Prepare students through the curriculum to become citizens (locally and globally)</b>			
		<b>Response Percent</b>	<b>Response Count</b>
<b>Important</b>		<b>84.5%</b>	<b>224</b>
Less Important		12.5%	33
Not Important		1.5%	4
I do not know		1.5%	4
		<b><i>answered question</i></b>	<b>265</b>
		<b><i>skipped question</i></b>	<b>10</b>

<b>52. Upgrade student dress to achieve a better learning environment</b>			
		<b>Response Percent</b>	<b>Response Count</b>
Important		29.9%	79
<b>Less Important</b>		<b>41.7%</b>	<b>110</b>
Not Important		23.9%	63
I do not know		4.5%	12
		<b><i>answered question</i></b>	<b>264</b>
		<b><i>skipped question</i></b>	<b>11</b>





**53. Provide more specific budget information including more information about the connection between resources and programs**

		Response Percent	Response Count
Important		59.3%	156
Less Important		28.9%	76
Not Important		4.2%	11
I do not know		7.6%	20
		<b><i>answered question</i></b>	<b>263</b>
		<b><i>skipped question</i></b>	<b>12</b>





**54. Create a partial real estate tax exemption for seniors whose income is below poverty level**





		Response Percent	Response Count
Important		55.6%	144
Less Important		18.5%	48
Not Important		10.4%	27
I do not know		15.4%	40
		<b><i>answered question</i></b>	<b>259</b>
		<b><i>skipped question</i></b>	<b>16</b>





**55. Publicize and explain data relating to educational performance of students including admission to and success in college level studies as well as retention and dropout rates**

		Response Percent	Response Count
Important		53.6%	141
Less Important		38.4%	101
Not Important		3.0%	8
I do not know		4.9%	13
		<b><i>answered question</i></b>	<b>263</b>
		<b><i>skipped question</i></b>	<b>12</b>





**56. Provide to parents more specific information about the progress of students**

		Response Percent	Response Count
Important		73.9%	193
Less Important		13.0%	34
Not Important		1.9%	5
I do not know		11.1%	29
		<b><i>answered question</i></b>	<b>261</b>
		<b><i>skipped question</i></b>	<b>14</b>





<b>57. Provide a follow up study of high school graduates that communicates the success of our students in their further studies</b>			
		<b>Response Percent</b>	<b>Response Count</b>
<b>Important</b>		<b>49.4%</b>	<b>129</b>
Less Important		41.4%	108
Not Important		5.7%	15
I do not know		3.4%	9
		<b><i>answered question</i></b>	<b>261</b>
		<b><i>skipped question</i></b>	<b>14</b>





<b>58. Provide data to the public that relates performance standards to educational outcomes of students</b>			
		<b>Response Percent</b>	<b>Response Count</b>
<b>Important</b>		<b>43.8%</b>	<b>114</b>
Less Important		43.1%	112
Not Important		5.0%	13
I do not know		8.1%	21
		<b><i>answered question</i></b>	<b>260</b>
		<b><i>skipped question</i></b>	<b>15</b>





**59. Open a dialogue about how to improve MCAS scores and develop higher order thinking skills without teaching to the test**





		Response Percent	Response Count
Important		65.4%	170
Less Important		24.2%	63
Not Important		5.0%	13
I do not know		5.4%	14
		<b><i>answered question</i></b>	<b>260</b>
		<b><i>skipped question</i></b>	<b>15</b>




**60. Provide data about the attainment of our students compared to the districts, state and nation (including trends in MCAS performance)**





		Response Percent	Response Count
Important		50.4%	130
Less Important		38.8%	100
Not Important		7.0%	18
I do not know		3.9%	10
		<b><i>answered question</i></b>	<b>258</b>
		<b><i>skipped question</i></b>	<b>17</b>





<b>61. Provide data to the public that insures thorough teacher preparation for their teaching responsibilities</b>			
		<b>Response Percent</b>	<b>Response Count</b>
<b>Important</b>		<b>49.8%</b>	<b>130</b>
Less Important		32.6%	85
Not Important		8.4%	22
I do not know		9.2%	24
		<b><i>answered question</i></b>	<b>261</b>
		<b><i>skipped question</i></b>	<b>14</b>





<b>62. Provide information that relates educational outcomes to improved instructional performance</b>			
		<b>Response Percent</b>	<b>Response Count</b>
<b>Important</b>		<b>47.9%</b>	<b>125</b>
Less Important		34.1%	89
Not Important		4.2%	11
I do not know		13.8%	36
		<b><i>answered question</i></b>	<b>261</b>
		<b><i>skipped question</i></b>	<b>14</b>





<b>63. Expand elementary science and arts programs</b>			
		<b>Response Percent</b>	<b>Response Count</b>
<b>Important</b>		<b>68.4%</b>	<b>180</b>
Less Important		19.8%	52
Not Important		3.0%	8
I do not know		8.7%	23
		<b><i>answered question</i></b>	<b>263</b>
		<b><i>skipped question</i></b>	<b>12</b>





<b>64. Put greater emphasis on the writing program across all grades</b>			
		<b>Response Percent</b>	<b>Response Count</b>
<b>Important</b>		<b>87.0%</b>	<b>228</b>
Less Important		8.0%	21
Not Important		0.0%	0
I do not know		5.0%	13
		<b><i>answered question</i></b>	<b>262</b>
		<b><i>skipped question</i></b>	<b>13</b>

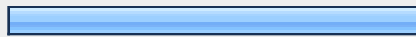
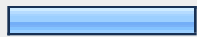


65. MCAS scores are _____			
		Response Percent	Response Count
Important		31.7%	83
<b>Less Important</b>		<b>49.2%</b>	<b>129</b>
Not Important		14.9%	39
I do not know		4.2%	11
		<i>answered question</i>	<b>262</b>
		<i>skipped question</i>	<b>13</b>

66. Discharge penalties for drug and alcohol infractions in a universal manner			
		Response Percent	Response Count
<b>Important</b>		<b>59.4%</b>	<b>152</b>
Less Important		17.6%	45
Not Important		6.3%	16
I do not know		16.8%	43
		<i>answered question</i>	<b>256</b>
		<i>skipped question</i>	<b>19</b>





<b>67. Develop a widespread effort among teachers, police, parents and students to address drug and alcohol issues.</b>			
		<b>Response Percent</b>	<b>Response Count</b>
<b>Important</b>		<b>81.2%</b>	<b>216</b>
Less Important		13.2%	35
Not Important		1.9%	5
I do not know		3.8%	10
		<b><i>answered question</i></b>	<b>266</b>
		<b><i>skipped question</i></b>	<b>9</b>

<b>68. Create greater outreach for volunteer mentors and tutors to assist in schooling</b>			
		<b>Response Percent</b>	<b>Response Count</b>
<b>Important</b>		<b>74.7%</b>	<b>195</b>
Less Important		20.7%	54
Not Important		2.3%	6
I do not know		2.3%	6
		<b><i>answered question</i></b>	<b>261</b>
		<b><i>skipped question</i></b>	<b>14</b>


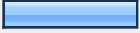


<b>69. Expand in-residence programs including local artist, writers and scientists.</b>			
		<b>Response Percent</b>	<b>Response Count</b>
<b>Important</b>		<b>62.8%</b>	<b>167</b>
Less Important		31.2%	83
Not Important		3.4%	9
I do not know		2.6%	7
		<b><i>answered question</i></b>	<b>266</b>
		<b><i>skipped question</i></b>	<b>9</b>





<b>70. Widen parent participation in schools</b>			
		<b>Response Percent</b>	<b>Response Count</b>
<b>Important</b>		<b>62.8%</b>	<b>164</b>
Less Important		28.4%	74
Not Important		1.9%	5
I do not know		6.9%	18
		<b><i>answered question</i></b>	<b>261</b>
		<b><i>skipped question</i></b>	<b>14</b>





**71. Inform the public about how they can help to support the implementation of the School Committees Five Year Strategic Plan.**

		Response Percent	Response Count
Important		56.7%	149
Less Important		29.7%	78
Not Important		4.2%	11
I do not know		9.5%	25
		<b><i>answered question</i></b>	<b>263</b>
		<b><i>skipped question</i></b>	<b>12</b>





**72. The schools should request an override**

		Response Percent	Response Count
Important		36.6%	96
Less Important		20.2%	53
Not Important		11.8%	31
I do not know		31.3%	82
		<b><i>answered question</i></b>	<b>262</b>
		<b><i>skipped question</i></b>	<b>13</b>

73. Explore resource sharing with other communities			
		Response Percent	Response Count
Important		65.9%	174
Less Important		19.7%	52
Not Important		7.6%	20
I do not know		6.8%	18
		<b><i>answered question</i></b>	<b>264</b>
		<b><i>skipped question</i></b>	<b>11</b>

74. Let our students know how well the community and the schools think of them			
		Response Percent	Response Count
Important		67.3%	177
Less Important		23.6%	62
Not Important		3.8%	10
I do not know		5.3%	14
		<b><i>answered question</i></b>	<b>263</b>
		<b><i>skipped question</i></b>	<b>12</b>

75. Rockport schools should promote a program in continuing education for post high school graduates

		Response Percent	Response Count
Important		26.8%	69
<b>Less Important</b>		<b>39.7%</b>	<b>102</b>
Not Important		21.0%	54
I do not know		12.5%	32
		<i>answered question</i>	<b>257</b>
		<i>skipped question</i>	<b>18</b>