

# Downloading Videos

You must first download Realplayer in order to download Youtube videos.

Go to <http://www.real.com/> and download the most recent free Realplayer. (The order of directions below may change slightly if Real.com changes the downloading process.)


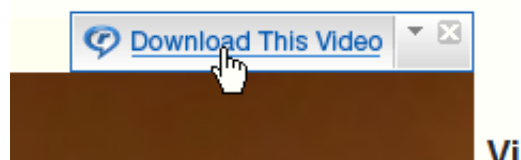
1. Click on the area of the page to download the Free realplayer>
2. Click the download realplayer button>
3. Select Run >
4. Realplayer will begin to install automatically
5. Accept the license agreement>next
6. Check the box to create a player shortcut to your desktop
- IMPORTANT** 7. Check the box to enable the download browser icon
8. Check the box only if you want to make realplayer your default media player (if you want to change it later, you can)
9. **DO NOT** check to include the Weather Channel Desktop (this install interferes with other applications)>next
10. **Do NOT** accept the superpass trial (it is a paid version)
11. Installation will finish

A shortcut icon will appear on your desktop

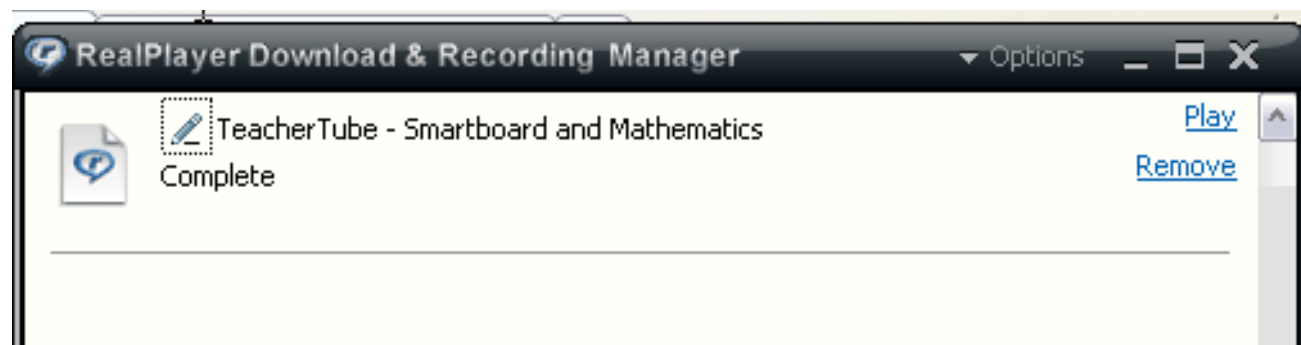


Go to [www.youtube.com](http://www.youtube.com) from home or to [www.teachertube.com](http://www.teachertube.com) from home or school and locate the video you wish to download.

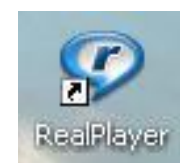
1. Play the video.
2. When you hover over the video with the mouse, you will see a "Download this video" bar pop up.
3. Click on the Download this video link.

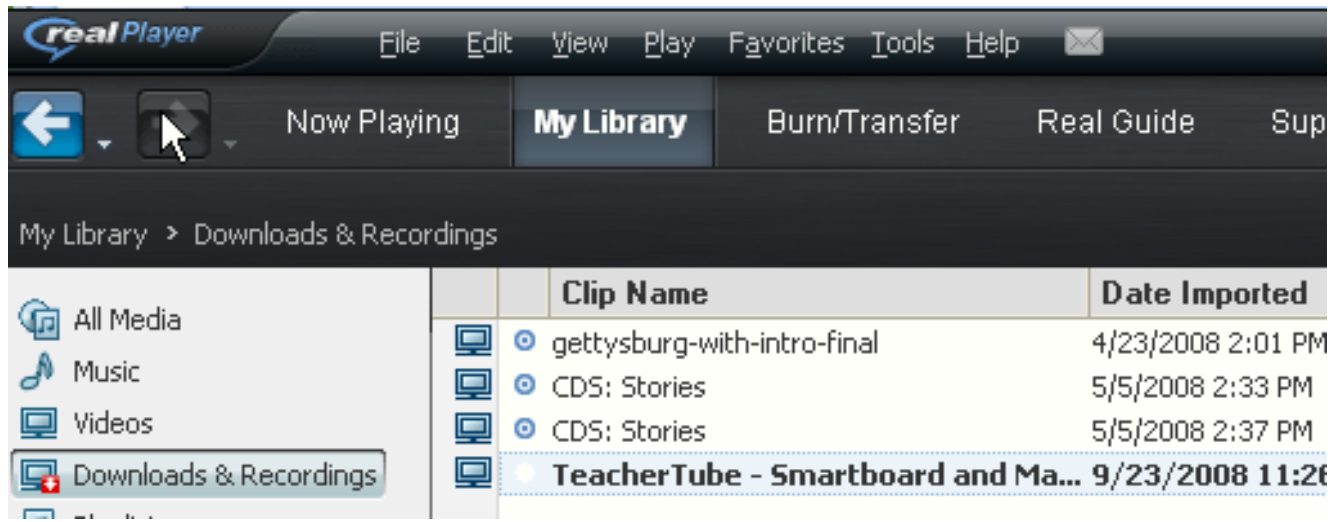


4. The download manager window will open and the video will download into realplayer. You can play the video immediately by clicking the Play link.



5. To find the video later within the Realplayer application, double click the Realplayer icon on your desktop.
6. Click on My Library>downloads and recordings (or videos)> and you will see the name of the video listed.





7. Double click on the name of the video you want to play or click on the name of the video and click the play button.



To find the video on your computer:

1. Go to My Documents
2. My Videos folder
3. Realplayer downloads folder
4. Locate the video and double click to play it.

To transfer to a flash drive:

1. Right click on the video>copy
2. Go My Computer and open the flash drive
3. Right click>paste the video

You need Realplayer installed on the computer you intend to play the video on.