

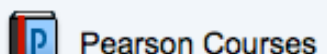
How to print math homework:

1. Go to www.anthonywayneschools.org
2. Click on Resources > Student > PowerSchool



The screenshot shows the top navigation bar of the Anthony Wayne Schools website. The main navigation menu includes 'Departments', 'Resources', and 'Contact Us'. A dropdown menu is open under 'Resources', showing options like 'District Forms', 'Parent', 'Community', 'Northwest State', 'Staff', and 'Student'. The 'Student' option is selected, and a sub-menu is open, highlighting 'PowerSchool'. Other sub-menu items include 'Campus Media Center', 'Freeplay Music', 'Google Apps', 'Learning Standards for Grades K-4', 'Monclova Media Center', 'Moodle', 'PARCC Games', 'Primary Links', 'Waterville Media Center', and 'Whitehouse Media Center'. The page content includes a 'Mission' statement, a 'Welcome Back!' message with a photo of a man, and a paragraph about educational standards.

3. Log on to **PowerSchool** using the username and password located in your assignment notebook.

4. Click on  on left side of screen.

5. Click on 

8. Click on 

9. Click on your **Topic > Lesson > Practice**

10. You should now see your assignment to print from home!

How to access online textbook (etext):

1. Go to www.anthonywayneschools.org
2. Click on Resources > Student > PowerSchool



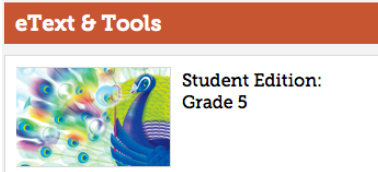
This screenshot is identical to the one above, showing the navigation menu with 'PowerSchool' highlighted in the sub-menu under 'Student'.


3. Log on to **PowerSchool** using the same username and password found in your assignment notebook.

4. Click on  on left side of screen.

5. Click on 

8. Click on 

9. Click on 

10. Click on 

11. Click on your Topic in the Table of Contents on the left side of screen.