



6th Grade Band Information Packet



Beginning Band

May 4, 2009

- Have you signed in?
- Please stay and try an instrument!
- Do you have questions that were not covered in this packet or during the concert? If so, please talk to me.
- Please save and post the very last page of this hand out.
- Thank You for coming this evening!



Inside this issue:

Welcome Band Workshop	1
Choosing an Inst. Charter	2
Who Supplies Inst. ? Inst. Delivery	
Used Instruments Scheduling Band Homework-Practice	3
Percussionists? Have you signed in?	4
Beginning Band Workshop Schedule	5



What Instrument are you going to play???



"Where there is liberty, the arts succeed. In societies that are not free, art dies."
Ronald Reagan

Band Information Night

Welcome to Band Information night! I hope that you will enjoy this year's 6th grade band concert. They have worked hard to achieve their level of playing.

Just one year ago, they were sitting where you are tonight. They were filled with the excitement and wonder of what their experience would be in band. They all started from ground zero, practiced, listened and found that they COULD play

their instrument!

We are here to introduce you to all the instruments in our band. You will see and hear them all. When the concert is over I will have the 6th graders and their parents and guardians exit. At that time I will talk to you about the beginning band program. There will be many questions that I hopefully will answer at that time.



Beginning Band Workshop Set For August

The Beginning Band Workshop is not a part of the district's Summer School.

You must attend the four day workshop which will take place August 17-20.

There are huge advantages to attending this workshop.

First, you will receive your instrument and learn how to properly put it together .

You will also learn how to correctly maintain your instrument as well as make a few beginning sounds.

With your instrument, you will also receive your book

and band locker.

It is a great feeling to know where to go and what to do the first few days of your 6th grade career.

You will find the Workshop Schedule on the last page of this packet.

Choosing An Instrument

The time has come for you to choose an instrument. For some it is an easy choice, for others it is difficult.

After I am done with my informational talk,

you will have an opportunity to play instruments that you are interested in. I encourage you to try what you want to play. Then try the other instruments.



Who Supplies The Instrument?


Each band student must have their own instrument. The school does not furnish instruments.*

When pursuing an instrument for your student, we recommend that you RENT AN INSTRUMENT FOR A TRIAL PERIOD. With this rental you will receive a quality student instrument, which guarantees a great start! All

of the rental payments go toward the purchase of the instrument if you decide to go this way. If you decide to quit, there are no questions asked and you simply return the instrument.

During the rental period, any repairs (except deliberate damage) needed are included at no cost to you.

*There are a limited number of school instru-



ments which are available for rent. If you are interested in renting one of the instruments, PLEASE SEE MRS. SEXTON. Otherwise, you are expected to furnish your own instrument.



When Do We Order/Receive The Instrument?

Parents/Guardians must select the company from which you want to rent from. (DO NOT order through a catalogue, non-music store or on the Internet!!) I recommend that you contact a vendor as

soon as possible. Music stores get their instruments from their suppliers and would appreciate your order and first payment no later than June. This assures delivery on the first day of our Band Workshop.

(August 17-20, 2009)

The rental period does not start until August, when they are delivered to the school.



Charter

Students attending NCSS will be transported to and from the Middle School for their band class.



“Music is to the mind as air is to the body.”

Plato

Middle school and high school students who participated in instrumental music scored significantly higher than their non-band peers in standardized tests. University studies conducted in Georgia and Texas found significant correlations between the number of years of instrumental music instruction and academic achievement in math, science and language arts.

University of Sarasota Study, Jeffrey Lynn Kluball; East Texas State University Study, Daryl Erick Trent



“The Arts do not exist to show life as it is, but rather how it should be.”

Harry Belafonte

Year Long Class

Band is a year long class. Each student in band is part of a team that strives to play the BEST that they can for each and every concert.

We want your student to succeed in band! Please call me if you have concerns regarding the progress of your band student.

We also have conferences each quarter. This is a wonderful way to communicate for all of us. I look forward to meeting parents and guardians!



Scheduling Band

All band classes are part of the regular class schedule. There are four, 6th Grade Band sections of approximately 20-25 students in each. As you will notice at JW, there are "A" & "B" days. Every section meets every other day.

All four sections work on the same music so when we combine for our concerts, it fits together.

During each class period, one instrument section is taken out per class, for a group lesson, given by Mrs. Piasecki. Through



homework. I write the assignment on the board every day.

The signed (by parent or guardian) practice chart, with the required minimum, is what qualifies a student for an "A" in Band.

We have found that those

Practice!

We require all band students to practice 100 minutes per week as a minimum. We provide a practice chart each quarter to make it easy to keep track of minutes.

Band is a regular class and practicing is your only


Used Instruments



If you have or find a used instrument, that is fine. However, please have it assessed by certified repair personnel. They can tell you whether or not it is in playing condition. If it is not playable, they will then be able to give you an estimate on how much it will be to repair.

You could compare this

to a used car...they may LOOK good, but...?! Repairs can be very costly. In the long run you are almost better off renting first to see if your son or daughter really likes his/her instrument. Then you can make the decision as to what would be more cost effective.



these lessons, she is able to provide individual help. This is vital to a beginning instrumentalist! The method of team teaching allows us to help your young musician be more successful.



students who do not keep a practice chart and do not have a regular practice time, usually become frustrated and discouraged.

You must practice if you are going to learn to play your instrument!

"The arts and the humanities teach the value of discipline and teamwork and the tangible rewards each can bring. When children's efforts culminate in a performance to exhibition, they have a chance to experience meaningful public affirmation, which provides them with some degree of celebrity. For those few minutes, children are in their own eyes every bit as important as any TV, sports, music, movie or video idol."


-President's Committee
On The Arts & Humanities



"Imagination is more than knowledge!"
Albert Einstein



**Questions?
Please call or email!**



Too Many Drummers!?!

We often have many students wanting to play drums. First of all, we require that each percussionist rents a bell kit, not a snare drum.

We aim to create a balanced band. Too many percussionists can over power the band or many players will have to "sit out" during concerts pieces.

Some people think that it will be easy to play drums "because they don't have to read music". WRONG!! Others may think that they will be playing a drum set. WRONG!! You will have to be very good on the other percussion instruments before trying the drum set.

We teach students to become percussionists. Which includes bells, auxiliary percussion, snare drum, as well as the bass drum. This will allow many opportunities for the percussionists.



Have You Signed In?

Before you leave this evening please sign in.

If your name is typed on the sheet, you are registered for band in the computer at JWMS. After your name please write your instrument choice.

It is very important to do this. It will give me a good idea of instrumentation for next year.

If you have NOT signed up

for band, you can do so by calling our office at JWMS. (365-9220 ext. 7231)

If you're not sure whether or not you want to be in band, please talk to me. I'll do my best to answer your questions and then you can make your decision. The bottom line is, you must call before school begins, otherwise they will have a hard time rearranging your schedule.

I am looking forward to working with next years 6th grade band. It is very satisfying to begin from "ground zero" in late August and reach the level of musicianship that you heard this evening!

Sincerely,
Mrs. Sexton



Bassoon



Please Save!!

Please Save!!

2009 Beginning Band Workshop
August 17, 18, 19, 20
JWMS-Band Room

(Please use the door #16.)

- Mon., Aug. 17: Receive or bring your instrument. Learn how to assemble and hold your instrument correctly. Make your first sounds! Take home instrument and practice what you have learned!
- Tues., Aug. 18: Work on posture, sound. Introduce basic music theory. (That means learning the language of music.) Purchase or bring band book. (Essential Elements 2000, plus DVD) Information will be provided on the first day.
- Wed., Aug. 19: Band Locker assignments. Continue sound production, assembly, care, and learning the musical language. Learn first piece of music!
- Thurs., Aug. 20: Review everything that you have learned so far. Learn about our routine, band shirts, concerts, etc. Learn more pieces!

If you are **UNABLE** to attend this workshop, please call Mrs. Sexton!!!
362-0789 (home)

Schedule for Beginning Band

(Same every day, August 17, 18, 19, 20)

8:00-8:45 a.m.	Percussion
9:00-9:45 a.m.	Flutes/Oboes
10:00-10:45 a.m.	Clarinets/Bassoons
11:00-11:45 a.m.	Alto/Tenor Saxophones
LUNCH BREAK	
12:30-1:15 p.m.	Trumpets/Horns
1:30-2:15 p.m.	Trombones, Baritones and Tubas