




Step Up to Writing Helpful Hints for Writing Expository Paragraphs

Stoplight Paragraph (Expository Paragraph Format)

 **GO!** Write a topic sentence. Tell the reader what you will be writing about.

 **SLOW DOWN!** Give a reason, detail, or fact about the topic.

 **STOP!** Explain, give an example.

 **GO BACK!** Remind the reader of your topic in your conclusion.

Topic Sentence - Topic sentences can take numerous forms in addition to those listed below. These are the most common used at our grade level.

*Power Number Statement - a sentence that contains a number word or phrase that is the focus of the sentence; tells the reader that a list of information will follow.

Ex. My school has several places that are fun for play at recess.

Ex. I have three great friends at school.

Ex. Many exciting adventures await those who travel to the Amazon.

Examples of number words:



A couple of

Many

Various

A few

Some

Any specific # word; two, five, ten, etc.

*Action Verb Statement - a sentence that uses a strong verb as a focus of the sentence.

Ex. Playing a sport helps you stay healthy.

Ex. Parents encourage their children to do well in school.

Examples of strong verbs:



take play trying learn sing climb splash leap

dance jump swim love make march explode sail

*Situation/Stance (Occasion/Position) Statement - a two part sentence. The first part gives you the reason for writing and the second part states what you plan to explain in your paragraph.

Ex. Although I enjoy many types of music, jazz is my favorite.

Ex. After taking painting lessons for several months, I realized there are still many things to learn to become a good artist.

Examples of starter words:



Although After Even though Until

Before As While Since

*And, But, and Or Statements (BOY FANS) - use a conjunction to create a compound sentence, a sentence that has 2 parts.

Ex. I enjoy most music, but jazz is my favorite.

Ex. My grandmother likes to help others, so she volunteers at the hospital.

Examples of conjunctions to use to write a compound sentence:



but or yet for and


nor so

* Where or When + What's Happening - statements that start with a place or location, then tell what happens there or, start with a time period and tell what happens then.

Ex. In science class, we learned about animal habitats.

Ex. Last summer, I went to an outdoor science camp.

Examples of where and when beginnings:

 Near my house... At the zoo... On the playground...
During recess... When it rains... In the winter...


Transition Words - Transitions are used to introduce key ideas, connect reasons, details, or facts, and to help the writer and reader with the flow of ideas. In the stoplight paragraph a transition is used each time a new reason, detail, or fact is introduced. They can be inserted at the beginning of a sentence or embedded in the sentence. Thinking about transitions in "sets" helps to choose words that work well together, but they can also be randomly selected as long as they fit with the way the paragraph is written.


Ex. One example of an animal habitat is the burrow used by many animals that live underground.

Ex. Another place animals live is in hollows of trees.

Ex. Finally, animals sometimes use the abandoned homes of other creatures.

Examples of transition sets:

 One way/~~Another~~/~~Finally~~ One/~~Another~~/~~Next~~
First/~~In addition~~/~~Last~~ First of all/~~Next~~/~~Finally~~
At first/~~Then~~/~~After~~ One/~~Equally important~~/~~Another example~~
A good/~~A better~~/~~The best~~ One way/~~Another way~~/~~A final method~~
To begin with/~~In addition~~/~~In conclusion~~

 The Juicy E's - To make the paragraph interesting and support the topic we use:

*Examples: give an example


- *Evidence: show some proof
- *Expert opinion: what an expert says about the topic
- *Explanation: explain why, how, etc.
- *Elaboration: go into more detail
- *Events: name one or more related events
- *Effective illustrations/Exciting descriptions: paint a picture for the reader with descriptive words
- *Emotions: tell what kinds of emotions are present

Conclusions: The conclusion wraps up the paragraph and:

- *connects your conclusion back to your topic sentence
- *reminds the reader of your topic
- *uses synonyms instead of repeating the same words that were used in the topic sentence

You may want to use a Power Number Statement or an Occasion/Position Statement as your last sentence. If you do, use one that is different from the topic sentence.

Try using one of the words or phrases below in your final sentence:

	Certainly	In conclusion	Clearly	Definitely
	To sum it all up	Truly	Surely	Obviously