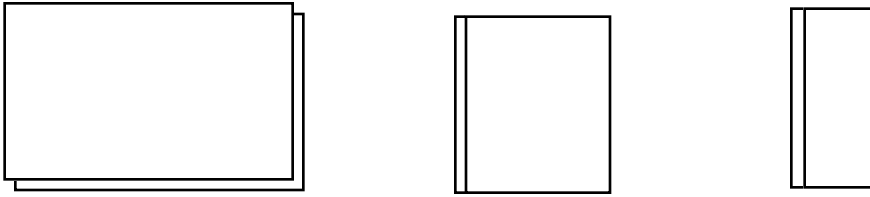


The Magic Book

1. Fold two pieces of paper into four columns.

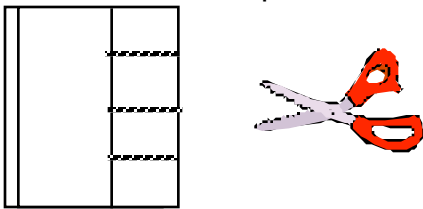


2. Open the folded paper.


3. Put one sheet aside for later.

4. Fold one sheet in half.

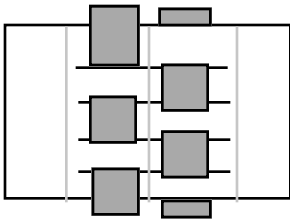
5. Cut on the fold up to the first fold. Make two to three cuts.



6. Cut two strips out of the second sheet of paper by cutting on the folds.



7. Weave the two strips.



8. Fold it into a "W".

9. Questions go on the outside.

10. Pull the colors apart to put the answers on the inside.

