



AP[®] German Language 2005 Free-Response Questions

The College Board: Connecting Students to College Success

The College Board is a not-for-profit membership association whose mission is to connect students to college success and opportunity. Founded in 1900, the association is composed of more than 4,700 schools, colleges, universities, and other educational organizations. Each year, the College Board serves over three and a half million students and their parents, 23,000 high schools, and 3,500 colleges through major programs and services in college admissions, guidance, assessment, financial aid, enrollment, and teaching and learning. Among its best-known programs are the SAT[®], the PSAT/NMSQT[®], and the Advanced Placement Program[®] (AP[®]). The College Board is committed to the principles of excellence and equity, and that commitment is embodied in all of its programs, services, activities, and concerns.

Copyright © 2005 by College Board. All rights reserved. College Board, AP Central, APCD, Advanced Placement Program, AP, AP Vertical Teams, Pre-AP, SAT, and the acorn logo are registered trademarks of the College Entrance Examination Board. Admitted Class Evaluation Service, CollegeEd, Connect to college success, MyRoad, SAT Professional Development, SAT Readiness Program, and Setting the Cornerstones are trademarks owned by the College Entrance Examination Board. PSAT/NMSQT is a registered trademark of the College Entrance Examination Board and National Merit Scholarship Corporation. Other products and services may be trademarks of their respective owners. Permission to use copyrighted College Board materials may be requested online at: <http://www.collegeboard.com/inquiry/cbpermit.html>.

Visit the College Board on the Web: www.collegeboard.com.
AP Central is the official online home for the AP Program and Pre-AP: apcentral.collegeboard.com.

2005 AP[®] GERMAN LANGUAGE FREE-RESPONSE QUESTIONS

GERMAN LANGUAGE SECTION II

Total Time—1 hour and 10 minutes

Part A—1: Paragraph completion

Suggested time—10 minutes

Directions: The following passage contains 20 numbered blanks. In the margin, each of the numbers is followed by a blank. FIRST READ THE ENTIRE PASSAGE. Then, on the line after each number, write only one answer, consisting of one or more words that are correct in **BOTH** meaning and form according to the context. Please fill in every blank. In order to receive credit, you must spell the word or phrase correctly and use capitalization where appropriate.

Lieber Onkel Richard,

wie geht es (1) und Tante Margrit? Uns geht es 1. _____

ziemlich gut, aber ich habe eine Bitte (2) dich. 2. _____

Ich schreibe dir, weil ich weiß, dass du gerne mit

deinem Fahrrad (3), und ich hoffe, du kannst 3. _____

mir (4). 4. _____

Leider hatte ich vorige Woche (5) kleinen 5. _____

Unfall. Ich war mit meinem Fahrrad auf dem Weg

zur Schule, (6) ein Auto von links kam und mich 6. _____

anfuhr. Zum Glück ist mir überhaupt nichts passiert,

(7) ein paar kleinen Kratzern. Ich habe nur die 7. _____

erste Stunde in (8) Schule verpasst. Allerdings ist 8. _____

mein Fahrrad seit dem Unfall ganz (9), und ich 9. _____

brauche ein neues.

2005 AP[®] GERMAN LANGUAGE FREE-RESPONSE QUESTIONS

Meine Eltern sagen aber jetzt, dass das Fahren auf dem Rad viel zu (10) ist, und dass ich den Bus nehmen (11). Ich warte aber gar nicht gerne (12) den Bus. Außerdem ist er langsam, und er ist einfach (13) teuer. Sogar mit einer Monatskarte muss ich noch über 40 Euro (14). Ich finde es auch schlecht, dass der Bus abends so selten (15).

Manchmal muss man über eine halbe Stunde warten, (16) man kein Glück hat. Das Fahrrad bleibt das Ideale für mich. Also, Onkel Richard, könntest du mal mit (17) Eltern sprechen? Du bist ja schließlich der ältere (18) von meiner Mutter. Vielleicht kannst du (19) erklären, dass ein kleiner Unfall keine große Katastrophe ist.

Bitte, bitte, (20) meine Eltern bald an! Die Telefonnummer hast du ja!
Deine Carola

10. _____

11. _____

12. _____

13. _____

14. _____

15. _____

16. _____

17. _____

18. _____

19. _____

20. _____

2005 AP[®] GERMAN LANGUAGE FREE-RESPONSE QUESTIONS

Part A–2: Composition Suggested time—40 minutes

Directions: Write in GERMAN a well-organized and coherent composition of about 150 to 200 words on the topic below. You may want to take a few minutes to organize your thoughts before you begin to write your composition. Your work will be evaluated for grammatical accuracy and spelling; for variety, range, and appropriateness of vocabulary and idioms; and for organization. Be sure to address the required number of topics.

NO extra credit will be given for exceeding the prescribed length. Credit will be deducted for compositions that are too short. **NO** credit will be given for a composition that does not address the topic. Do not write using capital letters only, since it will affect your grade. Leave some time to **PROOFREAD** your work. **WRITE LEGIBLY.**

21. In vielen Schulen sind Schuluniformen Pflicht. Sind Sie dafür oder dagegen? Begründen Sie Ihre Meinung, und diskutieren Sie auch Gegenargumente dazu.

END OF PART A

2005 AP[®] GERMAN LANGUAGE FREE-RESPONSE QUESTIONS

GERMAN LANGUAGE Section II Part B Time—Approximately 20 minutes

The text on this and the following page is the script for the recorded parts of the exam that students hear during the administration. This text does *not* appear in the exam booklet but is provided here for your reference.

(Announcer) This is the Speaking part of the German Language Examination. Your spoken responses to questions or statements will be recorded. Your score will be based on what is on the tape. It is important, therefore, that you speak loudly enough and clearly enough for the machine to record what you say. You will be asked to start and stop your recorder at various points in the test. In each case, you will be told when to turn your machine to the “Record” position and when to turn it off. Follow the directions and record only when told to do so. (2 seconds) Your cue to speak will always be this tone (TONE: 500 cps, 1/2 sec.). If you have any problems or questions about the operation of the recorder, raise your hand and the supervisor will help you. (30 seconds)

You will now hear a number of recorded instructions that you should follow. The statements or questions you will hear are not printed in your booklet. Each question or statement will be spoken twice. After the sound of the tone, you will have 20 seconds to respond in German. A second tone will sound after 20 seconds have elapsed. Always wait until you hear the tone signal before you speak. Answer each question fully; your ability to express yourself fluently and correctly will be the main basis for your score.

Now you will hear a sample question, spoken twice, typical of the questions you will be asked. Try to answer it. Your answer to this sample question will not be recorded or scored.

Here is the sample question:

(MB) Dein T-Shirt sieht ja toll aus! Woher hast du denn das? . . .
Dein T-Shirt sieht ja toll aus! Woher hast du denn das?
TONE (20 seconds) TONE

(Announcer) You will be scored on the next six questions or statements. The quality as well as the quantity of your response will affect your grade. Credit will be deducted if the answer is too short. You should therefore use all the available time.

Turn the recorder to the “Record” position and start the tape. (6 seconds)
Now we will begin.

2005 AP[®] GERMAN LANGUAGE FREE-RESPONSE QUESTIONS

- Nummer 1 (MB) Sag mal! Was machst du normalerweise nach der Schule? . . .
Sag mal! Was machst du normalerweise nach der Schule?
TONE (20 seconds) TONE
- Nummer 2 (WB) So ein herrliches Wetter heute! Wollen wir nicht etwas unternehmen? Ich
möchte etwas draußen machen. Was schlägst du vor? . . . So ein herrliches
Wetter heute! Wollen wir nicht etwas unternehmen? Ich möchte etwas
draußen machen. Was schlägst du vor? TONE (20 seconds) TONE
- Nummer 3 (MA) Mensch, wir haben gestern eine halbe Stunde auf dich gewartet. Wo warst du
denn? . . . Mensch, wir haben gestern eine halbe Stunde auf dich gewartet.
Wo warst du denn? TONE (20 seconds) TONE
- Nummer 4 (WB) Was?! Du kaufst dir ein Motorrad? Bist du wahnsinnig?! Warum willst du
denn Motorrad fahren? . . . Was?! Du kaufst dir ein Motorrad? Bist du
wahnsinnig?! Warum willst du denn Motorrad fahren? TONE (20 seconds)
TONE
- Nummer 5 (MB) Ich habe gehört, du siehst nicht mehr fern. Stimmt das? Erzähl mal! . . . Ich
habe gehört, du siehst nicht mehr fern. Stimmt das? Erzähl mal! TONE (20
seconds) TONE
- Nummer 6(WA) Nächste Woche haben wir den letzten Schultag. Was musst du noch für die
Abschlussparty vorbereiten? . . . Nächste Woche haben wir den letzten
Schultag. Was musst du noch für die Abschlussparty vorbereiten? TONE (20
seconds) TONE

(Announcer) Stop your tape recorder. (6 seconds) Break the seal and open your green
insert. (10 seconds) You will now be asked to speak in German about the pictures you see. You will have 2
minutes to look at and think about all of the pictures and 2 minutes in which to tell the story detailed by the
pictures. No tone will sound between each frame; move directly from one picture to the next. You will be
scored for the appropriateness, grammatical accuracy, range of vocabulary, pronunciation, and fluency of
your response.

Begin to look at and think about the pictures. (2 minutes) Now turn your
tape recorder to the "Record" position and start the tape moving through the machine. (6 seconds) You will
have a total of 2 minutes to relate the sequence of the events in all of the six pictures. When you have
finished speaking, please indicate in either English or German the fact that you have finished and give your
AP number. Begin as soon as you hear the tone signal. TONE (2 minutes)


Stop your tape recorder. This is the end of the Advanced Placement
German Language Examination. Close your insert. At the tone signal, begin to rewind the tape. TONE (10
seconds) Stop your recorder even though the tape is not completely rewound. (6 seconds) You should now
listen to your tape to make sure that your voice has been recorded. In the event that your voice was not
recorded, raise your hand and the supervisor will help you. Now turn your tape recorder to the "Play"
position and start the tape moving through the machine. (20 seconds) Stop your tape recorder. If your voice
was not recorded, raise your hand and the supervisor will help you. Now rewind your tape completely. (10
seconds) Remove your tape from the machine and wait for further instructions. (5 seconds)

END OF RECORDING


2005 AP® GERMAN LANGUAGE FREE-RESPONSE QUESTIONS

Tell the story as completely as you can by describing in detail what is happening in each picture. Speak as fluently as you can. It is important to address the pictures in sequence.


1.



2.



3.




Copyright © 2005 by College Entrance Examination Board. All rights reserved.
Visit apcentral.collegeboard.com (for AP professionals) and www.collegeboard.com/apstudents (for AP students and parents).

GO ON TO THE NEXT PAGE.

2005 AP® GERMAN LANGUAGE FREE-RESPONSE QUESTIONS

4.



5.



6.

